



hm18 Origin

Our classic modular seating system comprising chair, two- and three-seat sofas, with or without arms as well as footstools and a curved corner unit - the simplest of designs, beautifully proportioned and offering great comfort for all working environments.

Many permutations are available with the option of low or high arms and special sizes/ bespoke options are available. Multi-tone upholstery can be specified - seat, arms and back can be upholstered in different fabrics or leathers.

Power, charging and data sockets units can be installed into the arm or seat fronts of the Origin collection.

We offer Fast Track options - 10 working day lead time - on the hm18 Origin armchair, 2- and 3-seat sofa.

For more information, [click here](#).



hm18y1 curved sofa, f sofa and z table

hm18d2 armchair and j sofa



hm18d armchair



hm18e super-armchair



hm18j2 2-seat sofa



hm18p2 3-seat sofa



hm **18f** 2-seat unit with r table



hm **18a** single seat




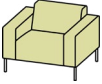
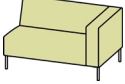


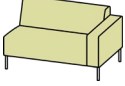







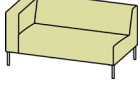


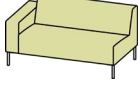

hm **18f** 2-seat unit



hm **18k** 3-seat unit



hm18 Origin

	w	d	h		w	d	h		w	d	h			
	610	780	670	18a		930	780	670	18d2		1370	780	670	18h
	770	780	670	18b		1130	780	670	18e		1370	780	670	18h2
	770	780	670	18b2		1130	780	670	18e2		1530	780	670	18j
	770	780	670	18c		1210	780	670	18f		1530	780	670	18j2
	770	780	670	18c2		1370	780	670	18g		1810	780	670	18k
	930	780	670	18d		1370	780	670	18g2		1970	780	670	18m

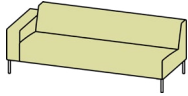

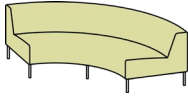
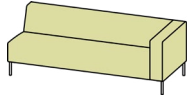

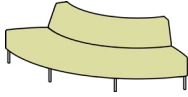
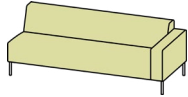


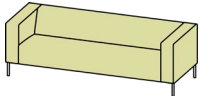

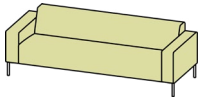



Showroom
2nd floor
12 Greenhill Rents
London EC1M 6BN

Factory and HQ
Alma House
301 Alma Road
Enfield EN3 7BB

T +44 (0)20 8443 2616
E sales@hitchmylius.co.uk
visit hitchmylius.co.uk

seat height: 400

hm18 Origin

	w	d	h		w	d	h		w	d	h			
	1970	780	670	18m2		780	780	350	18r		1640	1640	670	18y1
	1970	780	670	18n		110	500	350	18s		1640	1640	670	18y2
	1970	780	670	18n2		610	450	400	18t		ø 1000	-	380	18z
	2130	780	670	18p		910	450	400	18u	seat height: 400				
	2130	780	670	18p2		780	780	400	18v					
	900	900	670	18q		540	-	270	18x					

Showroom
2nd floor
12 Greenhill Rents
London EC1M 6BN

Factory and HQ
Alma House
301 Alma Road
Enfield EN3 7BB

T +44 (0)20 8443 2616
E sales@hitchmylius.co.uk
visit hitchmylius.co.uk

hm18 Origin environmental information modular seating by Hitch Mylius

dimensions (mm)

width	610-2130
depth	780/1640
height	400/670
seat depth	550
seat height	400

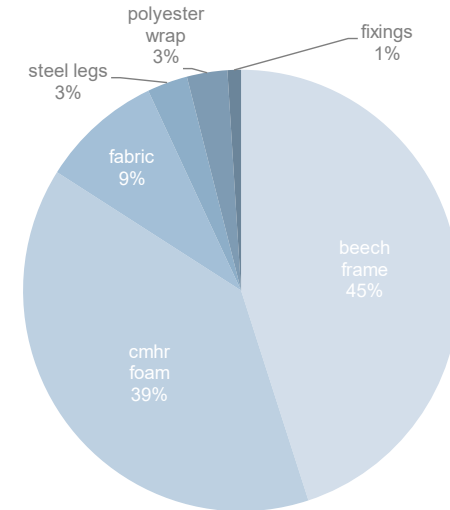
weight (kg)	8-56
--------------------	-------------

facts and figures

- beech and panel frame upholstered in cmhr foams can be finished in a wide choice of fabrics and hides
- RAL 9005 jet black powder coated or brushed stainless steel legs with nylon foot
- low VOCs; water-based glues only
- **30% recycled content**
- **70% recyclable content**



product contents (based on hm18p2)



Hitch Mylius have been making beautiful and contemporary upholstered furniture in north London for over 50 years.

Our key environmental benefits include:

- ✓ Many of our key suppliers are local to us – our sofa frames and metalwork suppliers are 12 miles from our factory.
- ✓ We use water based glues.
- ✓ We use FSC certified timbers.
- ✓ It is our policy when dealing with waste to follow the waste hierarchy; prevent, reduce, reuse, recycle, recover.
- ✓ We are certified to BS EN ISO 14001:2015 and have been since October 2010.



Showroom
2nd floor
12 Greenhill Rents
London EC1M 6BN

Factory and HQ
Alma House
301 Alma Road
Enfield EN3 7BB

T +44 (0)20 8443 2616
E sales@hitchmylius.co.uk
visit hitchmylius.co.uk