

**hitch|mylius**

**hm30**

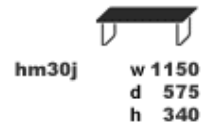
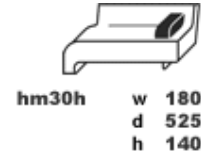
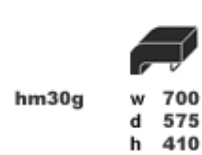
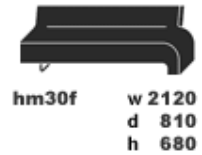
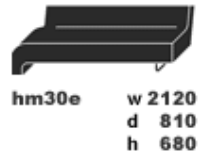
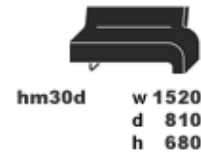
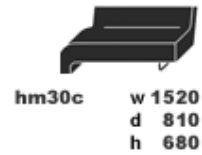
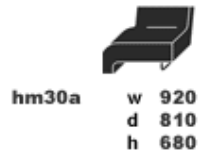
design: Shin and Tomoko Azumi

This collection designed by Shin and Tomoko Azumi is suitable for both residential and contract situations. The range comprises asymmetric seat units with two and three-seat sofas that can be used alone or combined with a corner ottoman to create larger seating arrangements. A moveable armrest is also available, and low tables with etched-glass tops complete the collection.

Frames are of solid beech and panel construction, upholstered in graded CMHR foams. Legs and table frames are of satin-chromed steel. The seating is available in a choice of fabric covering.

Seat height 410mm





## hitch|mylius

Hitch Mylius Limited  
Alma House  
301 Alma Road  
Enfield Middlesex  
EN3 7BB England

T +44 (0)20 8443 2616  
F +44 (0)20 8443 2617  
E sales@hitchmylius.co.uk